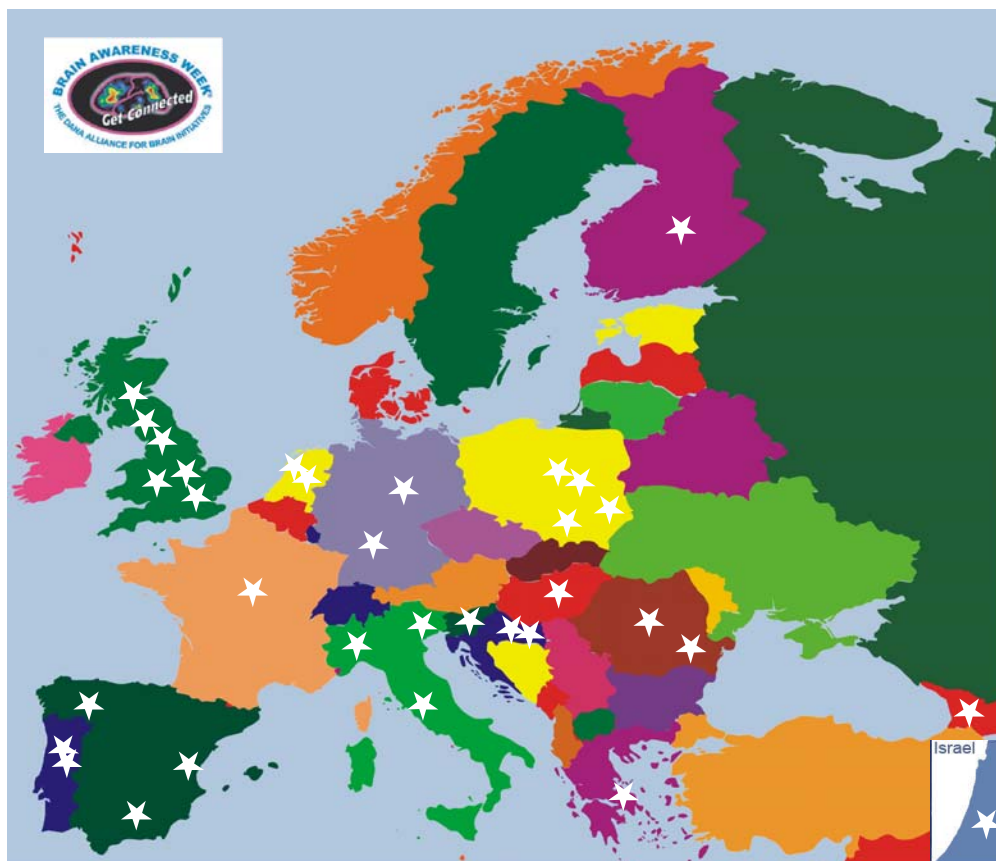


# FEDERATION OF EUROPEAN NEUROSCIENCE SOCIETIES



## DANA/FENS funded Brain Awareness Week Projects - Final Report 2008



In 2008, the directors of the Dana Foundation again approved a grant to FENS. This money together with an additional allowance from FENS enabled FENS to fund small grants to European Brain Awareness Week partner organizations for public programming during the campaign. FENS distributed these grants in a competitive procedure. A call for applications was launched and the best projects were funded. 54 applications from 20 different European countries were submitted, 34 projects in 16 different European countries could be supported. The following BAW events (listed in alphabetical order by country) were selected for funding. A report sent in by the organizer of each project is in the appendix.

---

### Bank Account:

ABN-AMRO Bank; Stationsweg Postbus 147; NL-9700 AC Groningen; The Netherlands; Account Holder: Stichting FENS  
Account No. 59.50.49.605; IBAN NL58ABANA0595049605; BIC: ABNANL2A

1. Ivica Kostovic (Zagreb, Croatia) **Neuroscience of behaviour**
2. Nataša Šimić (Zadar, Croatia) **Take care of your brain**
3. Heikki Tanila (Kuopio, Finland) **Brain and nutrition**
4. Yves Tillet (Nouzilly, France) **Brain Awareness Week in Tours, France**
5. Merab Tsagareli (Tbilisi, Georgia) **Neuroscience – Brain Research Science – for nervous system and mental health**
6. Matthias Bethge (Tuebingen, Germany) **Pupil contest: Self-organised information processing**
7. Michael Gruss, Katharina Braun (Magdeburg, Germany) **5<sup>th</sup> Magdeburg Day of Education: News about our senses**
8. Spiros Efthimiopoulos (Athens, Greece) **Functions and diseases of the brain - Neuroscience and education**
9. Éva Tóth (Heves, Hungary) **From brain surgery to brain specific molecules**
10. Shlomo Rotshenker (Jerusalem, Israel) **Brain Awareness Week 2008 in Israel**
11. Guiseppe Zappala (Torino, Italy) **Brain Week: Switch on your brain**
12. Piero Paolo Battaglini (Trieste, Italy) **From molecules to mind**
13. Salvatore Maria Aglioti (Rome, Italy) **Neuro-Politics**
14. Jolanta Skangiel-Kramaska (Warsaw, Poland) **Brain Awareness Week 2008 in Poland**
15. Andrzej Wróbel (Warsaw, Poland) **Contemporary psychophysiology – selected topics**
16. Elzbieta Pyza (Krakow, Poland) **Take care of your brain – Brain Bee Competition**
17. Emilia Zabielska (Lublin, Poland) **The days of the brain**
18. Cláudia Pereira (Coimbra, Portugal) **A journey throughout the brain**
19. Teresa Cunha Oliveira (Coimbra, Portugal) **The brain: where, how and what for**
20. Cristian Gurzu (Braila, Romania) **Neuroscience in our school**
21. Alin Ciobica (Iasi, Romania) **BAW 2008 at "Alexandru Ioan Cuza" University, Iasi, Romania**
22. Nina Mohorko (Ljubljana, Slovenia) **Brain Awareness Week 2008 in Slovenia**
23. Mara Dierssen (Barcelona, Spain) **Barcelona Brain Awareness Week 2008**
24. María-Trinidad Herrero (Murcia, Spain) **Nervous system diseases in the XXI century: Challenges & glimmer of hope**
25. Casto Rivadulla, Javier Cudeiro (Coruña, Spain) **The sexual brain**
26. Maarten Frens (Rotterdam, The Netherlands) **Brain Awareness Week 2008 "Denk aan je hersenen" (think of about your brain)**
27. Wilfried Allaerts (Nijverdal, The Netherlands) **Integration of neurosciences into Dutch programmes for secondary school**
28. Anne Cooke (Bristol, UK) **Sensational Neuroscience**
29. Jane Haley (Edinburgh, UK) **How we see the brain and what the brain sees**
30. Neil P. Morris (Leeds, UK) **The human brain and nervous system – what does it look like and how does it work?**
31. Stuart Allan (Manchester, UK) **The Brain Bus**
32. Anya Hulbert (Newcastle upon Tyne, UK) **"Drawing on consciousness": Brain Awareness Week symposium in association with "Scibing the Soul": Brain Awareness Week exhibition**
33. Marcus Rattray, Philip Strange (Reading, UK) **Understanding the addicted brain**
34. Geert Verheyden (Southampton, UK) **Stroke is a medical emergency: Publicising the FAST campaign in Southampton City Primary Care Trust**

---

**Bank Account:**

ABN-AMRO Bank; Stationsweg Postbus 147; NL-9700 AC Groningen; The Netherlands; Account Holder: Stichting FENS  
Account No. 59.50.49.605; IBAN NL58ABANA0595049605; BIC: ABNANL2A

## European Brain Awareness Week 2008 Events

### Project No. 1

Ivica Kostovic (Zagreb, Croatia)

### Neuroscience of behaviour

#### Organisation:

Kostović Ivica  
Croatian Institute for Brain Research  
School of Medicine, University in Zagreb  
Croatian Society for Neuroscience  
Šalata 12  
10000 Zagreb  
Croatia

Phone: +385-1-4596902

E-mail: [ikostov@hiim.hr](mailto:ikostov@hiim.hr)

**Dates and Duration:** March 10 -15, 2008

The organisation of BAW2008 in Croatia focused to the neuroscience of behaviour, and this was elaborated through three main topics: (a) Brain and aggression; (b) Neurotrauma and neuroprotection; (c) Neuroimaging of cognitive functions and behavioral disturbances. These topics were presented to the public by lectures, round table discussions and workshops, attended by more than 2000 visitors while approximately 500 school children visited Institute for Brain Research in Zagreb. Neurotrauma prevention project in Osijek was particularly successful – 150 kids got their own bicycle helmets each one specially illustrated by painters of the Osijek School for design and applied arts. Large number of experts, young researchers, students and volunteers contributed to BAW in Croatia this year, organized in 5 university centers (Osijek, Rijeka, Split, Zadar, Zagreb). The publicity of the event was also well organized: press-release, large number of texts in different daily, weekly and monthly journals, many radio reports and interviews and TV reports.



BWA in Zagreb – Kids visiting Croatian Institute for Brain Research



BWA2008 in Osijek  
Neurotrauma prevention project  
-Bicycle helmet painting

## European Brain Awareness Week 2008 Events

Project No. 2

Nataša Šimić (Zadar, Croatia)

Take care of your brain

### Organisation:

dr.sc. Nataša Šimić, assistant professor  
Department of Psychology  
University of Zadar  
Krešimirova obala 2.  
23000 Zadar  
Croatia

Phone: +38 523200568

e-mail: [nsimic@unizd.hr](mailto:nsimic@unizd.hr)

**Dates and Duration:** March 10 - 16, 2008

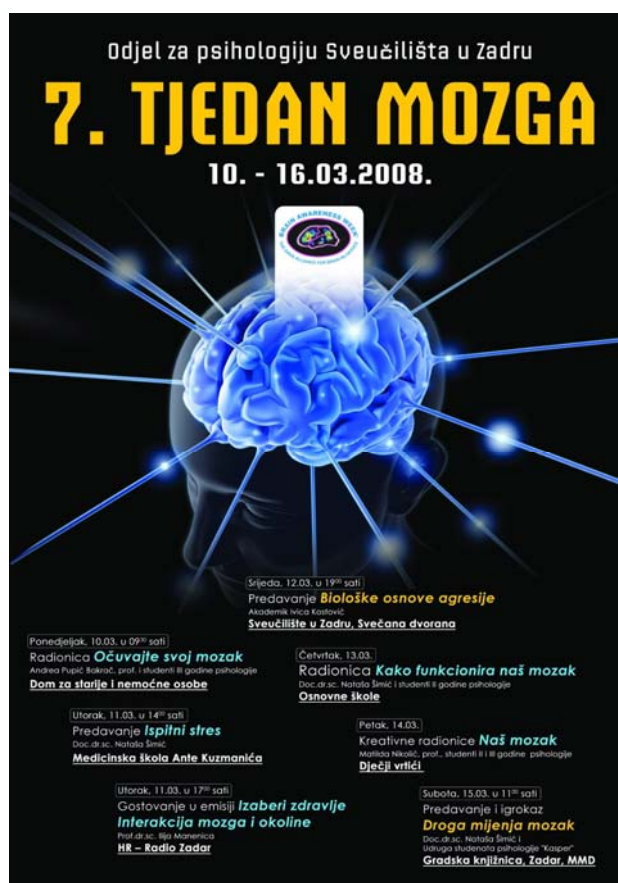
The programme included:

a) Public lectures: Biological Basis of Aggression (150 in audience), Exam Stress and Brain (60 grammar school pupils), Teacher Stress, Health and Brain (220 teachers) and Drugs Change the Brain (90 young people), Brain Interaction with Environment was directly presented at Radio Zadar.

b) Workshops: How Does the Brain Function? (90 primary school children), Our Brain (70 kindergarten kids), Keep Your Brain Fit (60 elderly people)

All these activities were promoted by public media. The whole programme was carried out by four professors from the Department of Psychology, invited lecturer from the Croatian Institute for Brain Research and 29 psychology students. 350 programme leaflets and 150 posters were distributed together with 120 leaflets Let us Learn how to Get Old aimed at elderly population.

Costs: the poster design and printing-150 items (470 €), Leaflets -500 items (105 €), Invited lecturer-travelling costs, hotel, honorarium (425 €).





## European Brain Awareness Week 2008 Events

Project No. 3

Heikki Tanila (Kuopio, Finland)

Brain and nutrition

### Organisation:

Kuopio University Neuroscience Centre  
Prof. Heikki Tanila  
Dept. Neurobiology, A.I.Virtanen Institute  
University of Kuopio  
Neulaniementie 2 / P.O.Box 1627  
70211 Kuopio  
Finland

email: [Heikki.Tanila@uku.fi](mailto:Heikki.Tanila@uku.fi)

**Dates and Duration:** March 10, 2008

Kuopio University Neuroscience Centre organized three Studia Generalia lectures in one evening on March 10, 2008 to participate in the Brain Awareness week. The theme of the lectures was chosen to be "Brain and nutrition", in other words, how nutrition influences brain health. "Promoting brain health – healthy food or pills" was the topic Matti Uusitupa, Professor of Clinical Nutrition and Rector of the University of Kuopio. "From cardiovascular risk factors to prevention options in Alzheimer's disease" was discussed by Docent Miia Kivipelto, from Karolinska Institute, Stockholm Sweden. Docent Sirpa Hartikainen, geriatrician from University of Kuopio address the issue "Nutrition and brain health in the elderly". While eating too much may be a problem among the middle aged individuals, malnutrition is common among elderly people and may lead to impairment of cognitive function.

The theme is very timely, because in public media provides us with a lot of information and life style advice for health promotion. On the other hand, increasing prevalence of neurodegenerative diseases in particular dementia diseases such as Alzheimer's disease calls for preventive measures. The rapidly increasing prevalence of metabolic syndrome, cardiovascular diseases and Alzheimer's disease as well as many pathophysiological links between diseases at the molecular level is compatible with the idea that all these diseases are associated with high standard of living and longer life expectancy. In delaying onset of Alzheimer's disease life style factors including healthy nutrition seem to be important. Data has shown, e.g., that Mediterranean diet might decrease incidence of dementia and Alzheimer's disease.

The lectures given in the Kuopio City Hall gained broad public interest. The auditorium was so full that tens of people had to stand, totaling above 300 persons. In addition, there was a coverage of the lectures in the largest provincial newspaper, Savon Sanomat, the next day, and two radio stations, Radio Savo and Radio Kantti, had interviews of the lectures in their program. The feedback from the audience was that this kind of information is highly interesting and very relevant for every layman.

We thank Dana Foundation and FENS for the support in organizing this Brain Awareness Week event.



## European Brain Awareness Week 2008 Events

### Project No. 4

Yves Tillet (Nouzilly, France)

### Brain Awareness Week in Tours, France

#### Organisation:

Dr Yves Tillet  
Contrôle Central de l'Ovulation  
INRA-PRC, UMR6175  
37380 Nouzilly  
France

Tel : +33 2 47 42 79 66

e-mail : [yves.tillet@tours.inra.fr](mailto:yves.tillet@tours.inra.fr)

**Dates and Duration:** March 10-16, 2008

The Brain Awareness Week in Tours included seven distinct projects:

1- Science's Café (Meeting in a bookshop' café) Tuesday 11 march, 6h30 pm – 8h00pm – in the bookshop "La Boite à Livres" in Tours – for general public.

During this meeting, William Rostène (INSERM U732), the author of an historical novel entitled "L'héritage de Paul" (Paul's heritage) (Alvik, 2007) discussed about his book with the general public. This novel described the relationships between science and politics at the end of XIX century. The book was also an occasion to discuss about the importance of the French neuroscience school supervised by the Prof Charcot; and the history of brain diseases like Parkinson disease. About 35-40 persons attend the meeting.

2- Conferences held in room Léopold Sédar Sengor (rue de la Préfecture, Tours) for general public.

2-1 Wednesday 12 march 2008, 7h00pm-9h00pm - L'Imagerie moléculaire pour détecter les maladies du cerveau, (Molecular imaging to detect brain pathologies) by Prof. Denis Guilloteau, CHRU Bretonneau (INSERM U930 « Imagerie et Cerveau », Tours). About 70 persons attended this conference presented by a specialist of molecular imaging. The conference described the main interest for detecting brain pathologies before symptom appearance and the different pathology under current research.

2-2 Thursday 13 march 2008, 7h00pm-9h00pm - Cellules souches embryonnaires humaines : un double intérêt thérapeutique, (Human embryo stem cells : a double therapeutic interest) by Dr. Marc Peschanski (INSERM U861/I-STEM, Evry 91030 cedex France) M. Peschanski is a pioneer in the field of neuronal grafts. During his conference, he gave fascinating data concerning Huntington chorea treatment with neuronal graft and showed also the limit of such a treatment. Therefore, he presented the importance for using stem cells from human embryo rather than using neuronal embryo to develop graft strategies to treat neurodegenerative pathologies. The conference was followed by an interesting discussion with the public. About 80 persons attend this conference.

3 Conferences in schools, for pupils and students only.

Elodie Chaillou (UMR Physiologie de la Reproduction et des Comportements, INRA-CNRS-Univ Tours, HN, Nouzilly) visited the following schools and organized the following activities:

3-1-Monday 10 march, Ecole Primaire du Pommier Vert, CE1-CE2 (Primary school), 37370 Marray France "Le cerveau expliqué aux élèves" (The brain explained to pupils). Discussion from questions prepared by the children with the help of their teacher (What is the colour of the brain? Is it because of my brain that I am angry? When I am sleeping, my brain is resting, but I dream ...). This discussion was accompanied by observations of a brain model, histological brain slides and the children were invited to "build" a brain using modelling clay.

3-2- Tuesday 11 march 2008 - Lycée Saint-Gatien (Secondary school), Joué les Tours, 37300 France "Comment la communication se fait dans le cerveau et les moyens d'étude qui en découlent..." (What about neuronal communication, and the possibilities for studying). After the conference Dr E. Chaillou organised practical works with pig brains and observation of histological brain slides


3-3- Thursday 13 march Ecole Primaire du Pommier Vert, CM1-CM2, (Primary school) 37370 Marray France "Le cerveau expliqué aux élèves" (The brain explained to pupils), Dr E. Chaillou visited twice this school. During the second time, she organized practical works with older pupils, to discover the brain through macro and microscopic observations. About 20 pupils for each school level participated. The relatively low number of persons allowed more interactions between children and scientist.

4- An exhibition of books related to brain (novel, essay, school books...) was organized by a bookshop "La Boîte à Livres" during all the brain awareness week (10-16 march).

All these conferences and exhibition were announced via newspapers, radio and TV. I was invited to participate to a live broadcasting for the news on the local TV (TV tours) and on local radio (France Bleu Touraine). In both cases it was, it was to present the field of research of local neurobiologist activity. I gave also an interview to other local TV (France3) and radio (RCF).



Brains in modeling clays – Pupils from the School le "Pommier Vert" (Marray, France)



Prof Marc Peschanski during his talk about stem cells.



Dr Elodie Chaillou showing the organization of the brain with pupils from the School le "Pommier Vert" (Marray, France)

## European Brain Awareness Week 2008 Events

### Project No. 5

Merab Tsagareli (Tbilisi, Georgia)

Neuroscience – Brain Research Science – for nervous system and mental health

#### Organisation:

Merab G. Tsagareli, PhD, DSc  
Beritashvili Institute of Physiology  
Gotua Street 14  
0160 TBILISI  
Georgia

Tel: 995-32 371149

E-mail: [tsagareli@biphysiol.ge](mailto:tsagareli@biphysiol.ge)

**Dates and Duration:** March 11-15, 2008

For the first time in Georgia, I held the BAW event in the Young Scientist's Club of Tbilisi, a capital of Georgia. In spontaneous circumstances for teenagers I will give lecture for non-biomedical young people about the progress in pain research and therapy (Fig. 1).

As the last year, we also carried the BAW event in provinces for teenagers and general public. Particularly I organized the BAW event in the village Vegini in Kakheti, in the Eastern region of Georgia at the nice memorial museum of Ivane Beritashvili, the founder of physiology and neuroscience in Georgia. In the lecture room of this museum (for 100 audiences) we provide schoolchildren a sight of what is known about the brain and nervous system working, the disorders of the brain, and pain research problems. Dr. Chichinadze talked about hemispheric lateralization and gender (Fig. 2).

Teenagers from 1st public school of Tbilisi and 42 public school of Rustavi visited Beritashvili Institute of Physiology and took lab tours on Depts of animal behavior, anatomy, psychophysiology ((Fig. 3).



Fig. 1



Fig. 2



Fig. 3



## European Brain Awareness Week 2008 Events

### Project No. 6

Matthias Bethge (Tübingen, Germany)

### Pupil contest: Self-organised information processing

#### Organisation:

Dr. Matthias Bethge  
Max Planck Institute for Biological Cybernetics  
72076 Tübingen  
Germany

Phone: +49 7071 601 1770  
E-mail: [mbethge@tuebingen.mpg.de](mailto:mbethge@tuebingen.mpg.de)

Fabian Sinz  
Max Planck Institute for Biological Cybernetics  
72076 Tübingen  
Germany

Phone: +49 7071 601 1778  
E-mail: [fabee@tuebingen.mpg.de](mailto:fabee@tuebingen.mpg.de)

**Dates and Duration:** March 10 2008 – September 30, 2008

Prior to the contest we contacted the principals of all high-schools in Tübingen about promoting the contest at their school. We designed a poster, a flyer and a website (<http://www.kyb.tuebingen.mpg.de/bethge/wettbewerb> ; in German) in order to provide the necessary information for the pupils to get interested and acquainted with the underlying scientific questions of the contest and the contest itself. During the brain awareness week, we additionally introduced the contest to students of higher grades via a small talk at their respective school. In addition we also offered a more detailed introduction to the contest at our institute, which was held on 3/31/2008. Several boys and girls showed interest in neuroscience and in participating in the contest. By now seven pupils registered for the contest. Since many pupils have to write exams at this time of the year, we expect more to enroll, once their school schedule is a bit more relaxed. The deadline of the contest is chosen such that they can use the main summer holidays for working on their projects.



Bernstein Junior Research Group  
for Computational Neuroscience, Tübingen

**Schülerwettbewerb**  
**Selbstorganisierte Informationsverarbeitung**  
Max-Planck-Institut für Biologische Kybernetik, Tübingen  
Start: 10. März 2008

**Ziel**  
Ziel des Wettbewerbs ist es, die Prinzipien selbstorganisierter, verteilter Informationsverarbeitung zu erforschen. Die Aufgabe besteht darin, eine Computersimulation eines Systems zu schreiben, das auf solchen Prinzipien beruht. Das heißt, das System soll eine Informationsverarbeitungsleistung erbringen, die sich durch das Zusammenspiel von vielen einfachen und gleichartigen Einheiten ergibt. Um dieses Zusammenspiel zu organisieren, sollten die einzelnen Einheiten möglichst einfache Anpassungsregeln befolgen, die nur ein Bruchteil der Information benutzen, über die das Netzwerk als ganzes verfügt.

**Teilnahme**  
Anmeldeschluss: 31. Mai 2008  
Abgabeschluss: 30. September 2008  
Details zu Hintergrund, Anmeldung und Teilnahme:  
[www.kyb.mpg.de/bethge/wettbewerb/](http://www.kyb.mpg.de/bethge/wettbewerb/)

**Preise**  
1. Platz: 500 Euro - ein Praktikum in unserer Arbeitsgruppe  
2. Platz: 300 Euro  
3. Platz: 100 Euro

European Brain Awareness Week 2008 Events

Project No. 7

Michael Gruss, Katharina Braun (Magdeburg, Germany)

5<sup>th</sup> Magdeburg Day of Education: News about our senses

**Organisation:**

Dr. Michael Gruss  
Otto von Guericke University Magdeburg  
Institute of Biology  
Brennekestrasse 6  
39118 Magdeburg  
Germany

Prof. Dr. Katharina Braun  
Otto von Guericke University Magdeburg  
Institute of Biology  
Brennekestrasse 6  
39118 Magdeburg  
Germany

Phone + (49) 391 6263617  
eMail [michael.gruss@nat.uni-magdeburg.de](mailto:michael.gruss@nat.uni-magdeburg.de)

Phone + (49) 391 6263617  
eMail [katharina.braun@nat.uni-magdeburg.de](mailto:katharina.braun@nat.uni-magdeburg.de)

**Dates and Duration:** March 12, 2008; 03:00 p.m. – 07:30 p.m.

The 5th Magdeburg Day of Education is the continuation of an increasingly successful series of outreach activities started in 2004 and organized by the Institute of Biology at the Otto von Guericke University Magdeburg. This year's event entitled "Out of our minds? News about our senses." with almost 120 participants was announced by local newspaper and radio stations. The workshop included three lectures, each followed by a discussion with the audience, entitled "How taste works.", "News about high frequency EEG activity in perception and ADHD." and "Chips in the head – brain implants.". The participants received a booklet (in a 3rd, extended edition) summarizing the presentations given over the past years.

In addition we were able to provide material on facts and lines in neurosciences (sponsored by the European Dana Alliance for the Brain) and we handed out a questionnaire in order to get feedback from the participants. High ratings were given to all presentations, to the organization prior and during the meeting and the quality of the printed materials. The large number of participants, the feedback derived from the questionnaire as well as the lively discussions during the meeting confirmed that this outreach activity definitively met the interest of parents as well as of professional educators.

**European Brain Awareness Week 2008 Events**

**Project No. 8**

Spiros Efthimiopoulos (Athens, Greece)

**Functions and diseases of the brain - Neuroscience and education**

**Organisation:**

Spiros Efthimiopoulos, Assistant Professor of Physiology  
Hellenic Society for Neuroscience  
University of Athens  
Animal & Human Physiology  
Panepistimiopolis  
GR 157 84 Ilisia, Athens  
Greece

Phone 30-210-727-4890  
eMail [efthis@biol.uoa.gr](mailto:efthis@biol.uoa.gr)

**Dates and Duration:** March and April, 2008

The Hellenic Society for Neuroscience in co-operation with DANA alliance for Brain, the Federation of European Neuroscience Societies and the International Brain Research organization, organized the following activities to increase public awareness on Brain.

**1. Functions and diseases of the Brain (March 1, 2008)**

This activity took place in the city Mesologi. It included five talks delivered by members of the Hellenic Society for Neuroscience and discussion with the general public. It was addressed by the Mayor of the city and other authorities.

1. "Why people should be informed about the current research on the brain" (George Kostopoulos, Prof. of Physiology at the Medical School of the University of Patras)
2. "The dialogue/conversation of neurons" (Ada Mitsacos, Associate Prof. of Physiology at the Medical School of the University of Patras)
3. "How I differ from a computer" (Hara Sardi, member of the Hellenic Society for Neuroscience)
4. "Parkinson's disease: One step ahead" (Costas Constantogiannis, Assistant Prof. at the Univ.Hospital of Patras)
5. "Alzheimer's disease is the main cause of dementia among the elderly" (Spiros Efthimiopoulos Assistant Prof. of the department of Biology at the University of Athens)
6. "Psycho-social impact of Alzheimer's disease" (Kostis Prouskas, Psychologist-Gerontologist, Member of the administrative council of the "Athens Society for Alzheimer's Disease).

**2. TV Program "EXEI GOUSTO" - Theme: "How to keep your brain sharp", National Television (ERT-NET CHANNEL) - March 14, 2008.**

The Hellenic Society for Neurosciences was represented by Professor Fotini Stylianopoulou.

**3. Family: The first steps (March 15, 2008)**

This activity took place in the city of Nafpaktos. It included 4 talks by members of the Hellenic Society for Neurosciences and relevant professionals.

1. "How early experiences affect behavior in adulthood" (Fotini Stylianopoulou, Prof. at the school of Nursing at the University of Athens)
2. "Women and depression" (Zeta Papadopoulou-Daifoti, Prof. at the Medical School of the University of Athens)
3. "The brain of a person suffering from Autism" (Elias Kouvelas, Prof. at the Medical School of the Univ. of Patras).
4. "Learning disorders: Consequences for the psychological health of a child" (Sofia Vasiliadou, child Psychiatrists)

This activity was supported by interviews to local news papers, TV and Radio stations as well as publication of the summaries of the talks.

**4. Interview of Prof. Fotini Stylianopoulou at Radio Station Flash - on Brain Issues**

**5. Interviews to be published in "VIMA-IDEON" on April 4, 2008**

Interview of Drs Efthimiopoulos, Moutousis, Skalioura and Stefanis by Dr Kouvelas for "VIMA-IDEON (TUVW-XYZ\)", on of the most prestigious newspapers in Greece

Additional Activities to come

6. Brain: The most common known unknown (April 2008)

This title includes several activities organized by three High Schools and the Hellenic Society for Neurosciences.

The pupils of the High Schools will have the opportunity to visit the laboratory of Human and Animal Physiology of the University of Patras, during March or April. This will be organized by M. Margarity and the graduate students of the above laboratory.

On April 5, the pupils of the Experimental High School of the University of Patras, under the supervision of their teachers in cooperation with M. Margarity are planning a Special Seminar on Learning and Memory (polythematic approach).

On April 12, the pupils along with their teachers and in collaboration with several members of the Hellenic Society for Neuroscience will make an effort to inform the general public about the miraculous functions of the human brain by having exhibition booths at central places in Patras, Antirion and Nafpaktos

On April 13, the pupils will have oral and poster presentations on various subjects concerning the human brain. The specified themes will be chosen by pupils from a list of various subjects, suggested by their teachers in collaboration with M. Margarity.

Afterwards, the students will promote public awareness by distributing leaflets at the Toll station at Rion-Antirion Bridge and finally and releasing balloons with imprints of the human brain on the bridge.



**BAW 2008: Nafpaktos "Family: The first Steps"**  
Students advertising their BAW2008 event (13-4-08).



**BAW 2008: Nafpaktos "Family the first steps"**  
A view of the Audience.



**BAW 2008: Nafpaktos "Family: The first steps"**  
The president of HSN, Spiros Efthimiopoulos, the professor Zeta Papadopoulou-Daifoti, the Mayor of the city Antirion, the representative of the Mayor of Nafpaktos and others.



## European Brain Awareness Week 2008 Events

### Project No. 9

Éva Tóth (Heves, Hungary)

### From brain surgery to brain specific molecules

#### Organisation:

Ms. Éva Tóth  
Hanyi-Creek Association  
Fő út 2.  
3383 Hevesvezekény  
Hungary

phone: (36) 36-4950120  
e-mail: [baltibb@dunaweb.hu](mailto:baltibb@dunaweb.hu)

**Dates and Duration:** March 6, 2008, 10.00 am – 12.30 pm

On the day of our DANA event, three hundreds people filled the room of the Culture Hall of Heves. They arrived from neighbouring towns and villages, too. For this occasion, physicians and local doctors also came to visit the event. The program included four presentations and a quiz for the audience after each talk.

The first topic dealt with the gamma-knife, a noninvasive neurosurgical tool introduced by the chief neurosurgeon of the University of Debrecen. Next, we heard about the etiology and risk factors of stroke one of the leading diseases of Hungary. From here, the main topic moved to how the neuroradiologist obtains images about molecules in the brain. The last presentation called our attention on the immense complexity of the molecular and genetical machinery of the human brain and their interplay during health and sickness. Students and grownups had the chance to address questions from our experts. About the event a short coverage was made by the local media (newspaper, radio).





## European Brain Awareness Week 2008 Events

### Project No. 11

Giuseppe Zappala (Torino, Italy)

Brain Week: Switch on your brain

### Organisation:

Associazione CentroScienza Onlus  
Giuseppe Zappala  
Sede operativa: Via Mantova, 19  
10153 Torino  
Italy

Tel. +39-011-8394913

Email: [pz@centroscienza.it](mailto:pz@centroscienza.it)

[www.centroscienza.it](http://www.centroscienza.it)

**Dates and Duration:** 2008-03-10 06.00 pm Forum: Switch your memory on  
Discussants: Fabrizio Benedetti, Leonardo Lopiano and Piergiorgio Strata.

Dept. of Neurosciences – University of Torino

2008-03-11 06.00 pm Conference Body and Art in the Mind

Speaker: Vittorio Gallese- Full Professor of Human Physiology – University of Parma

2008-03-13 06.00 pm Conference: Biology Of Awareness

Speaker: Anna Berti, Full Professor dept. Psychology – University of Torino

2008-03-14 06.00 pm Conference - Va Pensiero: Readings and Reflections on the Mind and Evolution.

Speakers: Piero Bianucci – scientific journalist, Aldo Fasolo Full Professor of Biology of Evolution – University of Torino. Reading of passages and poems on the brain by different authors.

The lectures have had an audience larger than 600 people (3 sold out and 1 full conferences), mostly young students and many questions.

The exhibition "Switch your brain on" is still on (till 2008-05-25) at Museo Regionale di Scienze Naturali. During the brain week 5.200 people, with several classes involved in guided tours, have attended the exhibition.

Web site: [www.centroscienza.it/settimana\\_cervello/](http://www.centroscienza.it/settimana_cervello/)

Exhibition flyer: 2.000

Brain week flyer: 6.000





## European Brain Awareness Week 2008 Events

### Project No. 12

Piero Paolo Battaglini (Trieste, Italy)

### From molecules to mind

#### Organisation:

Piero Paolo Battaglini  
BRAIN Center, department of  
Physiology and Pathology  
University of Trieste  
Via Fleming 22  
34127 Trieste  
Italy  
Phone: + 39 040 558 7183  
email: [battagli@units.it](mailto:battagli@units.it)

Enrico Tongiorgi  
BRAIN Center, department of  
Biology  
University of Trieste  
Via Valerio 30  
34127 Trieste  
Italy  
Phone: + 39 040 558 3864  
email: [tongi@units.it](mailto:tongi@units.it)

Livia Amabilino  
La Contrada - teatro stabile di  
Trieste  
Via del Ghirlandaio 12  
34128 Trieste  
Italy  
Phone: + 39 040 948471  
email: [livia@lacontrada.191.it](mailto:livia@lacontrada.191.it)

**Dates and Duration:** February 29: Press conference; March 5 -16, 2008

February 29 at 11: press conference with the presentation of main events

March 5 at 5 pm: conference with theatre performance on Constantin von Economo, Italian scientist from Trieste, leader in cortical cytoarchitecture

March 6 at 5:15 and 8:30 pm: projection of the movie "The Notebook", with comments

March 9 from 10 am to 8 pm: multivision on "200 years of neuroscience in Trieste"

March 10 at 5 pm: theatre performance: "A Kind of Alaska", with conference

March 10 at 8:30: projection of the movie "Awakenings" with comments

March 13, at 12 am: title of the Department of Psychology to Gaetano Kanizsa, with conference

March 13 at 6 pm: 53° neuroscience café on senses

March 13 at 8:30 pm: projection of the movie "Eternal Sunshine of the Spotless Mind" with comments

March 14 at 5 pm: round table on "Brain or Muscles" How brain and mind interact in the course of life", with 4 speakers

March 16: multivision on "200 years of neuroscience in Trieste"

Events are illustrated in detail in the web page (see below) and in the attached brochure.

Events which deserve to be noted were the celebration of the scientist von Economo. As in the past two years, a conference was given which was intermixed with three short theatre pieces from professional actors. While the conference mainly addressed the Economo's achievements in the study of encephalitis letargica and architecture of the cerebral cortex with related implication for modern neuroscience, actors represented selected aspects of his life. Texts were written by the company itself. Another remarkable event was the representation of the short comedy "A Kind of Alaska" from the Nobel prize Harold Pinter. It is the story of a patient affected by encephalitis letargica in the moment of her "awakening" after the injection of L-dopa. A third notable event was the presentation of four movies differently related to neuroscience. All events were attended by a lot of people and room was never enough in any of them. Web site: <http://www.units.it/~brain/BAW2008/index.html>





## European Brain Awareness Week 2008 Events

Project No. 13

Salvatore Maria Aglioti (Rome, Italy)

Neuro-Politics

### Organisation:

Prof. Salvatore Maria Aglioti  
Via dei Marsi 78  
00186 Rome  
Italy

Dr. Valentina Palma  
Via dei Marsi 78  
00186 Roma  
Italy

Phone: +39 06/49917601

E-mail: [salvatoremaria.aglioti@uniroma1.it](mailto:salvatoremaria.aglioti@uniroma1.it)

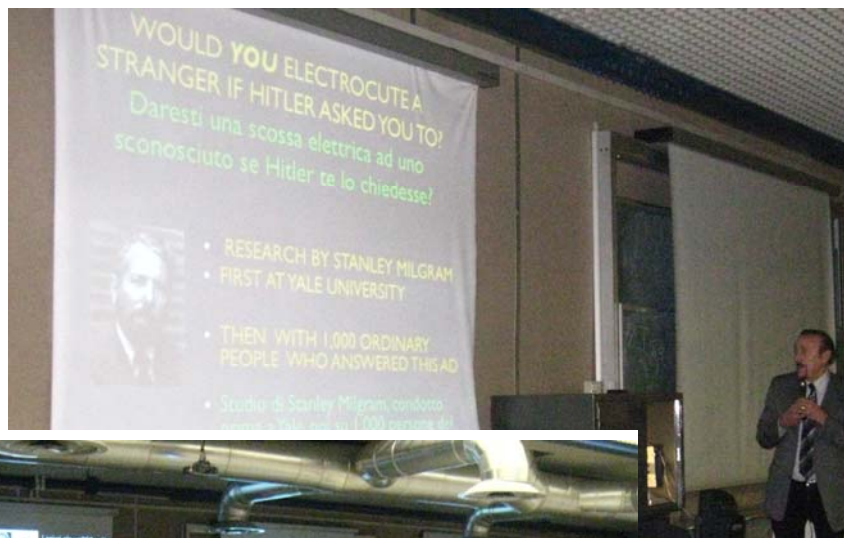
Phone: +39 06/49917601

E-mail: [valentina.palma@uniroma1.it](mailto:valentina.palma@uniroma1.it)

**Dates and Duration:** March 11 – 13, 2008

The 2008 edition of Brain awareness week in Rome combined the most recent cognitive neuroscience and social science findings concerning the brain mechanisms involved in moral judgement and political preferences expression.

Prior to the conference, we advertised the event with posters, brochures and a press conference. Since the first day the conference hall was full of students and academic staff (up to 350 people). The congress started with a discussion on the relationship between personality and political orientation (Caprara) and the neural bases of political attitudes (Zamboni) and complex political commitment (Grafman). The second day was focused on moral decision making (Pohn & Heekeren) with a special contribution of a political scientist (Campus) on leadership and gender. The last day provided interesting neural data on moral sense in healthy (Emler) and damaged brains (Di Pellegrino) too. The event ended with the extraordinary lecture of prof. Zimbardo who fascinated the entire audience with the description of his "Lucifer effect".



## European Brain Awareness Week 2008 Events

Project No. 14

Jolanta Skangiel-Kramska (Warsaw, Poland)

Brain Awareness Week 2008 in Poland

### Organisation:

Professor Jolanta Skangiel-Kramska  
Nencki Institute of Experimental Biology  
3 Pasteur St.,  
02-093 Warsaw  
Poland  
email: [j.kramska@nencki.gov.pl](mailto:j.kramska@nencki.gov.pl)  
Phone: +48 22 5892446

**Dates and Duration:** March 10 - 16, 2008

In Warsaw, five open lectures took place in the conference hall of the editorial office of "Polityka", the most renowned Polish weekly magazine. The event opened with the ceremony of the award of the Laureate of logo designing competition for the Polish DANA Alliance for the Brain, Miss Kamila Rawicka from Piotrków Trybunalski. The lectures drew much attention. The audience consisted mainly of young people –students of universities and secondary schools. Also, many senior scholars, often personally interested in the topics raised, came and participated in the discussions. Prof. Vetulani enchanted the audience with his speech on mirror neurons and their potential role in empathy and morality. Prof. Członkowski talked about the pros and cons of placebo usage in clinical studies. Dr. Łukasiuk gave a lecture on the scientific basis of epilepsy and Prof. Przewłocka acquainted the public with the latest methods of pain fighting. Finally, Prof. Krolicki thoroughly described methods of visualizing the living brain.



**TYDZIEŃ MÓZGU**  
Warszawa 10 - 16 marca 2008

**Wykłady:**  
(Redakcja Polityki, ul. Śluzewska 6, Warszawa, godzina 17:30)

**Poniedziałek 10 marca**  
"Neurobiologia moralności"  
Prof. Jerzy Vetulani, Instytut Farmakologii PAN, Kraków

**Środa 12 marca**  
"Czy można uchronić się przed padaczką?"  
Doc. Katarzyna Łukasiuk, Instytut im. M. Nenckiego PAN

**Wtorek 11 marca**  
"Placebo - Leczenie czy oszustwo?"  
Prof. Andrzej Członkowski, Akademia Medyczna w Warszawie

**Czwartek 13 marca**  
"Neurobiologia bólu"  
Prof. Barbara Przewłocka, Instytut Farmakologii PAN, Kraków

**Piątek 14 marca**  
"Badania obrazowe mózgu"  
Prof. Leszek Królicki, Akademia Medyczna w Warszawie

**Warsztaty:**  
„Współczesna psychofizjologia – wybrane zagadnienia”  
(Szkola Wyższa Psychologii Społecznej, ul. Chożałowska 19/31)

Organizatorzy: Prof. dr hab. Andrzej Wróbel oraz prof. dr hab. Elżbieta Szengul, Szkoła Wyższa Psychologii Społecznej oraz Instytut Biologii Doświadczalnej im. M. Nenckiego, Warszawa

Część I: Wykłady (sala 307)  
Część II: Pokazy (sala 308)  
Zapraszamy w godzinach 14.00-18.30

**POLITYKA** 90-lecie Instytut biologii doświadczalnej im. M. Nenckiego PAN

**PTBUN**

## European Brain Awareness Week 2008 Events

### Project No. 15

Andrzej Wróbel (Warsaw, Poland)

### Workshop: Contemporary psychophysiology – selected topics

#### Organisation:

Prof. Andrzej Wróbel Ph.D., D.Sc.  
Nencki Institute of Experimental Biology  
and Warsaw School of Social Psychology  
Department of Neurophysiology  
L. Pasteur 3  
02-093 Warsaw  
Poland

Prof. Elżbieta Szeląg Ph.D., D.Sc.  
Nencki Institute of Experimental Biology  
and Warsaw School of Social Psychology  
Department of Neuropsychology  
L. Pasteur 3  
02-093 Warsaw  
Poland

Phone/fax (+48 22) 5892-440

e-mail: [wrobel@nencki.gov.pl](mailto:wrobel@nencki.gov.pl)

Phone (+48 22) 6598-571

e-mail: [szelag@nencki.gov.pl](mailto:szelag@nencki.gov.pl)

**Dates and Duration:** March 15, 2008

Saturday 15 March, in Warsaw School of Social Psychology, the workshop gathered about 250 participants (who came from different parts of Poland especially for this event). The following program was presented:

Room A, The **six consecutive lectures** of half of an hour each; time: 14:30 - 18:00

The audience of about 200 consisted mainly of high school students and the 'general public.

1. Language deficits - the plague of our times (Prof. Elżbieta Szeląg, Ph.D, D.Sc.)
2. The value of cerebellum - its role in emotion and cognition (Prof Agnieszka Maryniak, Ph.D., D. Sc.).
3. The sad waves – pathological EEG recordings in depressed patients. (Aneta Brzezicka, Ph.D.)
4. Depression - the problem not only in adults. (Elżbieta Greszta, Ph.D.)
5. The traces of the thought – fMRI brain imaging (Tomasz Wolak, M. Sc., Eng.)
6. Biofeedback in clinics (Lea Pakszys Ph.D., D.Sc.)

Room B parallel event with **five presentations**; time: 14:00 - 18:30. The audience of about 150-200 crowded in small groups around the booths presenting different activities:

1. Looking for the trace of thought – computerized neuropsychological experiments (Dorota Bednarek, Ph.D., Aneta Szymaszek M.Sc., Monika Lewandowska M. Sc., Justyna Mędygrał, M. Sc.)
2. Looking for the trace of thought – neuroimaging of the brain, the power point presentation and on-line discussion (Tomasz Wolak, M.Sc., Eng. )
3. See the waves of your brain – EEG and biofeedback; everybody could take part in the experiment (EEG Institute and Jan Kamiński, M.Sc)
4. Brain loves to play - practical neuroplasticity in juggler's experience - showtime accompanied with power point explanations (Mirosław Urban, M.Sc, Jan Kaseja)
5. How much can you say by thought? Brain – computer interfaces - power point animations from published experiments (Mateusz Gola, M.Sc)

Psychology students from the Neuroscientific Club of Warsaw School of Social Psychology actively participated in the workshop and organized most of the presentations. High school students competed for the brain model assembly and all enjoyed the BAW T-shirts! During the week before the event over 1500 people had visited our website ([www.neurokognitywistyka.edu.pl](http://www.neurokognitywistyka.edu.pl)) to read the news about Workshop. To see some photos visit the gallery on the site. Three pictures from juggler's show are enclosed.





## European Brain Awareness Week 2008 Events

Project No. 16

Elzbieta Pyza (Krakow, Poland)

**Take care of your brain -lecture series about preventions and treatments of brain injuries and diseases  
The Bee Brain Competition**

### Organisation:

Elzbieta Pyza  
Department of Cytology and Histology  
Institute of Zoology  
Jagiellonian University  
Ingardena 6  
30-060 Krakow  
Poland

Phone, Fax: +48 12 6632642, +48 12 6344951

Email: [elzbieta.pyza@uj.edu.pl](mailto:elzbieta.pyza@uj.edu.pl)

**Dates and Duration:** Press conference on March 6, 2008; March 10-15, 2008

We have organised six public lectures attended by 300-500 people. After each lecture there was an intense discussion and the attendees proposed topics for the next BAW lectures. They could get printed materials, including articles based on lecture topics published in a popular science journal "Wszechswiat" (Universe) and resource materials received from the EDAB.

In the Bee Brain National Competition 140 High School students have participated.

Before the BAW, on March 6, 2008, we organised the press conference. In result of it information about the BAW events appeared in local newspapers. There were also interviews with neuroscientists participating in the press conference broadcasted by local and national radio stations. We have also produced posters (see below) with the BAW programme which were distributed to schools, Universities and displayed in many places in the city. The poster was designed by a professional artist – Wojciech Kolek. Our BAW events have also been advertised in the Internet.

The following lectures were in the programme:

10.03.2008 – Prof. Krzysztof Janeczko  
(Institute of Zoology, Jagiellonian University,  
Krakow, Poland) – "Epilepsy"

11.03.2008 – Prof. Marek Moskała  
(Collegium Medicum, Jagiellonian University,  
Krakow, Poland)  
– "Modern Methods of Treatment of Brain Injuries"

12.03.2008 – Prof. Jerzy Vetulani  
(Institute of Pharmacology, Polish Academy of Sciences,  
Krakow)  
– „Medical Improvement of the Humane Body"

13.03.2008 – Prof. Ryszard Tadeusiewicz  
(University of Mining and Metallurgy, Krakow,  
Poland) – "How to test the Brain Model on a Computer"

14.03.2008 – Prof. Jerzy Aleksandrowicz  
(Jagiellonian University Medical School)  
- „The Effect of Placebo"

15.03.2008 – Prof. Maria Kapiszewska  
(Jagiellonian University)  
- "How to Feed the Brain"





## European Brain Awareness Week 2008 Events

Project No. 17

Emilia Zabielska (Lublin, Poland)

The day of the brain

### Organisation:

The Scientific Association of Psychology Students  
Emilia Zabielska  
Psychology Institute  
The John Paul II Catholic University of Lublin  
Aleje Racławickie 14  
20-950 Lublin  
Poland

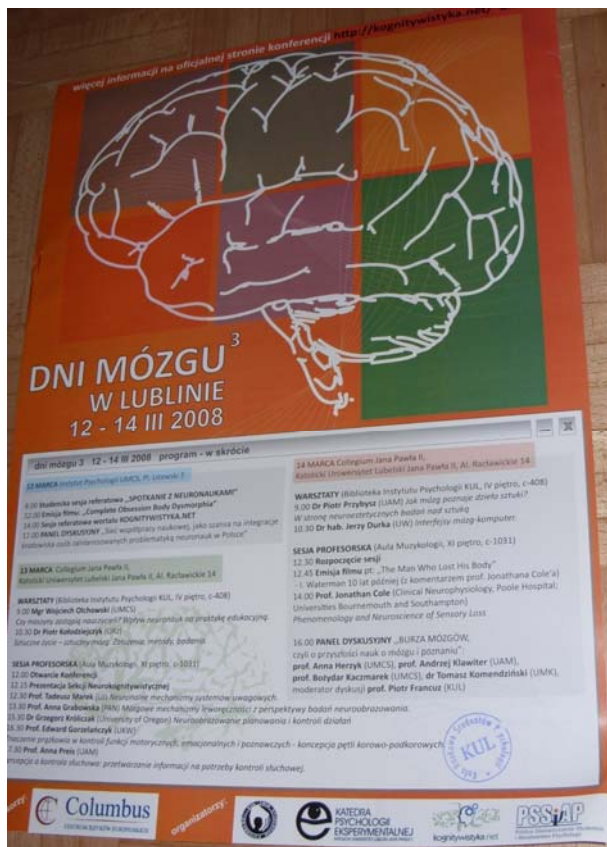
Phone +48 81 445 3402

eMail [zabielska.emilia@op.pl](mailto:zabielska.emilia@op.pl)

Dates and Duration: March 12-14, 2008

The Days of the Brain was held on 12th-14th March 2008 at John Paul II Catholic University of Lublin. The conference began with a session Meeting Neuroscience on 12th of March for students from all over the country. They presented lectures on their research in neuroscience and cognitive science.

At the next days, the workshops on artificial life, brain computer interfaces and neuroaesthetics took place. After that, the lectures session started. There was a big interest in whole event and it gained high attendance and wide publicity in local media. Audience was welcomed by the Director of Psychology Institute. The lectures were given by the most prominent polish and international scientists. The main guest was Professor Johnatan Cole who gave the lecture on the topic Phenomenology and Neuroscience of Sensory Loss. The lectures were also given by Professor Marek, Professor Grabowska, Professor Gorzelańczyk, Professor Preis, Dr Króliczak. The event was closed with a panel discussion on the topic Brainstorm ? The Future of Neuro- and Cognitive Sciences, moderated by Professor Francuz.



European Brain Awareness Week 2008 Events

Project No. 18

Cláudia Pereira (Coimbra, Portugal)

A journey throughout the brain

**Organisation:**

Cláudia Pereira, Ph.D, Associate Researcher  
Institute of Biochemistry  
Faculty of Medicine & Center for Neuroscience and Cell  
Biology  
University of Coimbra  
Rua Larga 3004-504  
Coimbra  
Portugal

Phone +351239820190  
e-Mail: [cpereira@cnc.cj.uc.pt](mailto:cpereira@cnc.cj.uc.pt) or  
[claudia.mf.pereira@gmail.com](mailto:claudia.mf.pereira@gmail.com)

**Dates and Duration:** March 10 - 16, 2008

**Objectives:** The Center for Neuroscience and Cell Biology (CNC), University of Coimbra, Portugal, organized, during the Brain Awareness Week, visits of neuroscientists to schools in the Center region of Portugal that took place every day from 10-14 March 2008, during the morning and/afternoon (simultaneous visits have occurred). The major goal of the proposed activities, was to show the brain structure and function, what's the role of the brain in connection to the world (five senses), how brain is affected by several conditions (e.g. by consumption of drugs of abuse and alcohol and disease), how can we contribute for a healthy brain.

**Specific activities:** Activities are developed for students at their school, accordingly to the grade of education:

Grade 1: 6-7 years old  
Grade 2: 8-9 years old  
Grade 3: 10-11 years old  
Grade 4: 12-14 years old  
Grade 5: 15-17 years old

Grades 1 and 2– “Brain and games”: Short PowerPoint presentation: brain weight and evolution, brain structure and function, notion of a neuron and neurons communications, how many and what type of cells are present in the brain, five senses, male/female brain, a healthy brain (role of nutrients, sleep, physical and mental exercise, music), optical illusions. 3D presentation: brain structure. Video: how vision works (<http://www.spn.org.pt/material/material02.asp>).

Different games and activities will be done, as exemplified bellow:

Create a neuron and a synapse with play dough using available models. Colour given brain diagrams.

Brain models were used to illustrate different brain structures and their functions.

Cell manipulative models allowed students to create their own animal cells to introduce, reinforce, and test students' knowledge of cell structures and their functions with fun and easy to use manipulative models. Using Velcro, students could attach organelles to the cell as they discover the fascinating complexity of animal cells.

Puzzles and games (e.g. crosswords).

Grades 3, 4 and 5– “The crash of the Brain”: PowerPoint presentation about the deleterious effect on brain function of drugs of abuse, alcohol consumption and diseases. 3D presentation about brain structure.

Brain models will be used to illustrate different brain structures and their functions. Video about how vision works (<http://www.spn.org.pt/material/material02.asp>).

Lab experiments: Protein gel electrophoresis will be performed to demonstrate alterations associated with several neurodegenerative diseases.

**Target and size of audience:** The target audience was students from different grades (5-17 years old). A total of 950 students participated on BAW activities promoted by CNC.

## European Brain Awareness Week 2008 Events

Project No. 19

Teresa Cunha Oliveira (Coimbra, Portugal)

The brain: Where, how and what for

### Organisation:

Teresa Cunha-Oliveira, PhD  
Center for Neuroscience and Cell Biology  
Department of Zoology  
University of Coimbra  
3004-517 Coimbra  
Portugal

Phone: +351 239 820190

Email: [teresa.oliveira@gmail.com](mailto:teresa.oliveira@gmail.com)

**Dates and Duration:** March 10 - 15, 2008

An interactive exhibition took place in the Science Museum of the University of Coimbra including three stands: "Brain Anatomy", "Use your brain" and "When the brain betrays us". Scientific Demonstrations included behavioural experiments using mice to demonstrate the evaluation and quantification of brain functions, such as memory and locomotor activity, and also protein electrophoresis, to illustrate protein aggregation that occurs in some neurodegenerative diseases. Interdisciplinary conferences took place in the afternoons from Tuesday to Friday, about: "Aging and the brain", "When the brain is different", "The brain in the world of drugs of abuse" and "His brain and her's. The mornings were dedicated to younger attendants and included the following sessions/games: "Mathematics: gymnastics for the brain" and "There are brains on the loose in the Museum", from Tuesday to Saturday. The total number of attendants was about 1000, including school visits and general public.



## European Brain Awareness Week 2008 Events

### Project No. 20

Cristian Gurzu (Braila, Romania)

### Neuroscience in our school

#### Organisation:

Cristian Gurzu, Ph.D., biology teacher  
National College Nicolae Balcescu  
str. Alexandru I. Cuza 162  
Braila  
Romania

Email : [cristiang2001@yahoo.com](mailto:cristiang2001@yahoo.com)

**Dates and Duration:** March 10 - 16, 2008

The materials for BAW event:

Before the event, during few months, chapters from the BNA booklet "Neuroscience – Science of the brain, An introduction for young students" were selected and translated. Some of the chapters were published in the Biomet magazine (issue no. 9): Neurons and the action potential, Developing of nervous system, Plasticity. The students of 11th grade and 12th grade from National College Nicolae Balcescu and other high schools had translated articles from The Dana Foundation's publications: Brain in the news, Arts education – in the news and Brain work.

The young students from 6th grade and 8th grade, prepared color drawings for the contest "The future of our brain". Also, there were prepared color posters with "Brain research success stories", handouts and posters with the activities of the BAW event, color diplomas for the "Brain Bee" competition, and certificates for attendance for the all participants who had contributed to the BAW event.

I edited the articles for Biomet magazine, made the scientific correction and supervised the printing. The chapters of the magazine are: Brain Awareness Week, Neuroscience for young students, Brain in the news, Neuroendocrinology, Arts in education, Brain facts, and Brain Bee competition. Also, there were prepared imprinted pencils and T-shirts for Brain Bee competitors.

On February 2008, the BAW event and the Brain Bee competition were announced by posters in all high schools. Also, the BAW event was announced in local press.

The activities during the event:

On the 10th March was organized the poster exhibition "Brain research success stories" with color posters downloaded from [www.sfn.org](http://www.sfn.org). On the 11th March was organized the drawing exhibition "The future of our brain".

On 14th March was organized the local Brain Bee competition for students from the high schools. The competition was attended by students from National College Nicolae Balcescu and other high schools in Braila.

The questions for Brain Bee competition were received from Professor Dr. Norbert Mislin, the coordinator of International Brain Bee. During the competition, the students answered 466 questions from the Brain Facts publication, edited by Society for Neuroscience.

After the competition, the answers were evaluated and the diplomas were made for the winners.

On 15th March, the symposium "Brain and cognition" was organized for students and teachers. First of all, there were presented the aims of The Dana Alliance for Brain Initiatives and the roles of researches in neuroscience.

During the symposium, the students presented articles from The Dana Foundation, with the latest research in neuroscience: Proteins make light work of nerve control, Stem cell research opens new doors, Search for the center of attention, Adult brain can still change, Studier brain networks may help children resist peer pressure, The scientist tap into rhythms of life.

After symposium there were given diplomas and prizes (T-shirts, Neuroscience books, magazines) to the competitors and the "International Brain Bee" trophy for the winner student.

The winner of the first competition Brain Bee in Romania is Sorin Bogdan, student in 12th grade from Panait Cerna High School.



He would like to attend at International Brain Bee competition in Canada, Montreal. We hope maybe if the national or international neuroscience organization could support the travel for the student winner of Brain Bee to be attended at International Brain Bee competition.

All the students had received certificates of attendance. The event was publicized in the local press.

The directors of National College Nicolae Balcescu were assured the logistic for this event. Also, my wife, Nicoleta Gurzu as a biology teacher, has an important contribution to organize this event with her students from Panait Cerna High School, Braila. The Brain Awareness Week had a great success.

Grateful for Directors of the Dana Foundation



## European Brain Awareness Week 2008 Events

Project No. 21

Alin Ciobica (Iasi, Romania)

BAW 2008 at "Alexandru Ioan Cuza" University, Iasi, Romania

### Organisation:

Ciobica Alin Stelian , PhD Student  
"ALEXANDRU IOAN CUZA" University  
Department of Molecular and Experimental Biology  
Carol I Blvd, 11  
700506 Iasi  
Romania

Email: [alinmimi@yahoo.com](mailto:alinmimi@yahoo.com)

**Dates and Duration:** March 10 - 14, 2008

The project was based on the presentation of some general brain research aspects to Biology Students. The main target was represented by the students from the 3<sup>rd</sup> year of University studies (aprox 150 persons), because they have programmed in this academic year labs like General Physiology and Neuroendocrinology.

Considering this fact, and also because this was the first time when BAW was organized to "Alexandru Ioan Cuza" University, the action started at the beginning of March by spreading flyers and A4 posters in the University Campus.

Also, the students from the 3<sup>rd</sup> year of academic studies were informed one week before that the labs during 10 -14 March will be dedicated to this event.

The action was divided into 2 different parts:

1. The labs from the mentioned above period were transformed into seminars in witch Lecturer Lucian Hritcu and myself presented some basic aspects concerning the functioning of the brain, learning and memory processes, the main brain disorders, but also the role of DANA foundation and FENS in understanding and promoting Neuroscience.

Also, a short visit was organized to the animal facilities of the department and to the rooms for the cognitive behavioral tests, students getting the chance to understand some general aspects of brain research work. They were encouraged to actively participate to some animal behavioral tests and some opportunities for their senior project in Neurophysiology were presented. Of course, in all this time different questions and debates was encouraged.

At the end of the seminars a resumed printed copy of Brain Facts from Society for Neuroscience was provided for each student.

2. The second part of the project was a reunion that was host in the 339 amphitheater of the University. 50 persons attended. Specialists from other Universities were invited (Bogdan Stoica MD, Walther Bild, MD). The actual level of the neurodegenerative disorders in Romania was presented. Also, lecturer Hritcu and my self discuss about some of our papers and abstracts presented in 2007, in some important Fens calendar conferences. Also, a few students from the 4<sup>th</sup> year of University Studies presented some of their results from their Senior Project works.

During the entire week, a small exhibition was organized in the Physiology Lab (Hall B127), containing some of the posters that our group presented in international conferences, students works and general information about the brain research and disorders of the brain.

Local media presented the event (Radio VoxT, the paper "Opinia Studenteasca"). Baw 2008 was also presented on Alexandru Ioan Cuza web site: <http://www.bio.uaic.ro/content/view/384/55/>.



## European Brain Awareness Week 2008 Events

### Project No. 22

Nina Mohorko (Ljubljana, Slovenia)

### Brain Awareness Week 2008 in Slovenia

#### Organisation:

Nina Mohorko  
SiNAPSA  
Institute of Pathophysiology  
Zaloška cesta 4  
1000 Ljubljana  
Slovenia

Phone: + 386 1 543 70 35  
Email: [nina.mohorko@lnpr.mf.uni-lj.si](mailto:nina.mohorko@lnpr.mf.uni-lj.si)

Jurij Bon [[jurij.bon@pb-begunje.si](mailto:jurij.bon@pb-begunje.si)]  
Maja Bresjanac [[maja.bresjanac@mf.uni-lj.si](mailto:maja.bresjanac@mf.uni-lj.si)]  
Simon Brezovar [[simon.brezovar@gmail.com](mailto:simon.brezovar@gmail.com)]  
Luka Dimic [[lukadimic@gmail.com](mailto:lukadimic@gmail.com)]  
Mateja Drolec Novak [[mateja.drolec-novak@mf.uni-lj.si](mailto:mateja.drolec-novak@mf.uni-lj.si)]  
Maja Milavec [[maja.milavec@gmail.com](mailto:maja.milavec@gmail.com)]  
Teja Oblak [[kupca\\_malka@yahoo.com](mailto:kupca_malka@yahoo.com)]  
Grega Repovš [[grega.repovs@guest.arnes.si](mailto:grega.repovs@guest.arnes.si)]  
Toma Strle [[toma.strle@guest.arnes.si](mailto:toma.strle@guest.arnes.si)]  
Vita Štukovnik [[vita.stukovnik@kclj.si](mailto:vita.stukovnik@kclj.si)]  
Franja Žišt [[franja.zist@gmail.com](mailto:franja.zist@gmail.com)]

#### Dates and Duration:

Brain in the centre: 10. 3. 2008 – 15. 3. 2008  
Visiting neuroscientist: 10. 3. 2008: Murska Sobota, Postojna;  
13. 3. 2008: Begunje na Gorenjskem, Koper  
18. 3. 2008: Celje

Playing with brain, making it simple and plain:  
13. 3. 2008: Jesenice  
15. 3. 2008: Ljubljana

Let's work out our brain!: year-round

Several activities all around the country comprised BAW 2008 in Slovenia. Brain in the Centre was a series of thematic days, dedicated to either diseases of brain or different aspects of normal brain function. There was a projection of films selected to illustrate the topic of each day as an introduction to the interactive lectures that followed. The vast audience of around 100 people followed various "brain" talks for up to 6 hours per day.

Visiting neuroscientists travelled to 5 places in Slovenia, where they had lectures on neuroscience topics, which were sometimes accompanied by a film.

The activities for children organized by SiNAPSA took place in Ljubljana and Jesenice, however some kindergartens and schools carried out their own workshops, following the suggestions on our website. So far we got reports from kindergarten in Čirče and an elementary school in Novo mesto.

The Let's work out our brain! website is a year-round project. There are several articles and news about neuroscience in Slovene, visitors can ask their neuroscience-related questions, which are answered by experts, and there is a section with suggestions for individual activities and educational/creative workshops for children.



## European Brain Awareness Week 2008 Events

Project No. 23

Mara Dierssen (Barcelona, Spain)

Barcelona Brain Awareness Week 2008

### Organisation:

Genes and Disease Program  
Genomic Regulation Center  
Dr Aiguader 88  
08003 Barcelona  
Spain

Phone: +34 933160140

Email: [mara.dierssen@crg.es](mailto:mara.dierssen@crg.es)

[recerca@crg.es](mailto:recerca@crg.es)

**Dates and Duration:** March 7, 2008

Barcelona has got involved for the 5th year in the World Brain Awareness Week. The 2008 project has however been less ambitious than previous years, because of the reduction in Spanish funding. However, we have again tried to involve universities, city councils, research centres, schools, neurological diseases patients associations, etc. As already occurred last year, we have consolidated the interest of the public and the schools about the celebration of this event. The activities have included those directed to the general public and those specifically directed to schools. The former included conferences, round tables, guided visits and concerts. School-specific activities included 'Scientists at school' and 'Children in the lab'. The first allowed students to visit some laboratories connected with neurosciences and in the second, it was the researchers who visited the students at their schools and gave talks on the brain. The topics were chosen according to the following criteria: currency, social impact and originality. Regarding the FENS-funded event, the activity was the following: Arts and creative brain: the big success of the past editions with the neuroconcert lead us to repeat and expand this experience the first day with a high level of participation, around 700 people, this time expanding the field to other arts and altered brain capabilities. The Meeting Art-Science "Art in the Limits of the Brain"

The purpose of the event was double:

- To show the society the most relevant knowledge about the creative potential of the brain and the modification it can suffer.
- To try to disseminate the idea that when the brain loses some of its capabilities, another ones are potentiated, which are different, but not for this less worthy.

To reach these objectives, the following program was organized

18:00	Opening
	Registration to workshops/gymkhana
	First workshops
19:25	Welcome Mini-presentation
19:30	Mini-Talk
19:45	Workshops
20:45	Presentation Concert of the CD Down Syndrome Foundation
	With choreographies from Ballet Barcelona
21:45	Last workshops
22:15	Concert: Crows and Butterflies
22:45	Prize draw and closing ceremony

Workshops available: Workshop of Blind Sculpture; Workshop of Art and Synaesthesia; Workshop of Sensory Experiments; Workshop "SiniAcció": Videoart and Cerebral Palsy; Presentation of the book "Creatures from another planet" (Elisabet Pedrosa)

We used audiovisual material to support the presentations. This year 800 persons attended this activity, in a concert room (Sala Razzmatazz) and we also offered a light dinner (aperitivo). The financial support received from FENS has been used for this activity. The response of the public has been spectacular. In general, has exceeded our expectative.

Public outreach: We have sent approximately 700 leaflets; 5.000 e-mails; Leaflets with information about the brain that were distributed in the neuroparty.



## European Brain Awareness Week 2008 Events

Project No. 24

María-Trinidad Herrero (Murcia, Spain)

Nervous system diseases in the XXI century: Challenges and glimmer of hope

### Organisation:

María-Trinidad Herrero  
Professor of Human Anatomy  
University of Murcia. School of Medicine  
Human Anatomy & Psychobiology  
Clinical & Experimental Neuroscience - CIBERNED  
30100 Murcia  
SPAIN

Phone, Fax : +34 968 36 46 83 // +34 968 36 41 50

Email: [mtherrer@um.es](mailto:mtherrer@um.es)

**Dates and Duration:** December 2007: Contest of Posters for the BRAIN AWARENESS WEEK '08. February 15, 2008: Result of the Winners (and accesits) and exposition. March 10 - 14, 2008: Conferences, visits, discussions and Colloques.

The DANA Foundation contribution has been recognized in all the printed materials, as well as in publicity surrounding all the presentation of the events (we are sending the booklets as well as the poster, and some T-shirts). The venue for the Brain Awareness Week were the Royal Academy of Medicine of the Region, which headquarters is in the second floor of the Archeological Museum, as well as the Palace of Almudi (both of them are i the center of the city).

The Ministry of Health of the Region as well as the authorities of the Royal Academy of Murcia and of the University and the Presidents of the different Foundations were all present at Opening Ceremony, with the presence of many journalists and radio and two TV teams.

The General Director of Research of the Region and the Vice-Chancellor of Health of the University were present at he Closing Ceremony.

We have got various goals of the events as the promotion of the public understanding of neuroscience and the general diffusion talking about Neuroscience and the Brain. Moreover, we got intergenerational work (at the Dementia Unit, grandparents drawing the brain and talking about the brain with grandchildren together). And, of course, all the invited speakers used a simple, general but scientific language and all the people present could follow.

Moreover, during the week we show to the students and the people in general the exposition about the life and work of Prof. Pio del Rio Hortega (Spanish neuroscientist who discovered microglia).

The people attending the activities were more than 400 and we gave to all of them a T-shirt with the winner logo of this year.

People were different in age: from high school students (more than 300), students of Medicine interested in the Nervous System (more than 50) and adult people from different associations even from Parkinson, Alzheimer and Aged-people associations.



## European Brain Awareness Week 2008 Events

Project No. 25

Casto Rivadulla, Javier Cudeiro (Coruña, Spain)

The sexual brain

### Organisation:

Casto Rivadulla  
Facultad de Ciencias da Saude  
Department of Medicina  
Campus de Oza 15006  
Coruña  
Spain

Phone 34-981167000 (EXT 5860)  
eMail: [casto@udc.es](mailto:casto@udc.es)

Javier Cudeiro  
Facultad de Ciencias da Saude  
Department of Medicina  
Campus de Oza 15006  
Coruña  
Spain

Phone 34-981167000 (EXT 5860)  
eMail: [jcud@udc.es](mailto:jcud@udc.es)

Dates and Duration: March 11 - 13, 2008

The activities were held at the Domus (Local science museum), the assistance at the conference and to the discussion table was over the capacity of the room (120 people). Public shown interest by the topic and expertise interventions were followed by many questions from the assistants.

The activity "a day in the museum" was also successful with around 250 kids of different ages participating in the sessions.

Both activities had a broad coverage by local media. (See below the reports in several newspapers)

O.J.D.: 67689  
E.G.M.: 356000  
Fecha: 13/03/2008  
Sección: A CORUÑA  
Páginas: 16

### La Voz de A Coruña

EL PULSO DE LA CIUDAD

## En busca de los mejores cerebros

CRÓNICA  
Pablo Portabales  
[pablo.portabales@elidealgallego.com](mailto:pablo.portabales@elidealgallego.com)

Con cabeza. La jornada del miércoles no dejó dos imágenes relacionadas con el cerebro. Para empezar les muestro la más curiosa, la de unos pequeños coruñeses jugando en la Domus con una máquina que les hace preguntas de cultura general. Una palabra tan larga que produce dolor de cabeza. Se trataba de un taller de neurociencia organizado por el grupo de investigación de la Universidad da Coruña Neurocom con motivo de la Semana Internacional del Cerebro. Los niños participaron en distintas experiencias de estimulación cerebral. Los organizadores repartían unos folletos que contenían preguntas relacionadas con la materia, como: «¿Cuántas neuronas tenemos en nuestro cerebro?». Para contestarlas correctamente hay que tener una mente tan prodigiosa como la de los



Un grupo de asombrados chavales participaron ayer en un taller de neurociencia en la Domus.

O.J.D.: No hay datos  
E.G.M.: No hay datos  
Fecha: 13/03/2008  
Sección: CONTRA  
Páginas: 72

### El Ideal Gallego

Los niños demostraron un interés morbos por tocar la masa encefálica de algunos animales

**DIVULGACIÓN** > Los miembros del grupo Neurocom abrieron la mente de los visitantes de la Domus en la Semana Internacional del Cerebro

## El movimiento no se demuestra andando

REPORTAJE DE ABEL PERA

Mientras que para mucha gente, el cerebro resulta un órgano repugnante, e incluso superfluo, para los miembros de Neurocom, el grupo de Neurociencia y Control Motor de la Universidad de A Coruña, resulta un campo de estudio fascinante. Y, dado que ésta es la Semana Internacional del Cerebro, están decididos a compartir con el público su pasión. Lo hicieron ayer, en un taller que celebraron en la Domus para todos los visitantes y donde los más pequeños entraron en contacto -literalmente- con el cerebro de animales en el taller.

Electrizante > También hemos traído algunos aparatos de laboratorio. uno de electroen-

celografía y otro de electromiografía", explica Casto Rivadulla, de Neurocom. El primero sirve para medir la electricidad en el cerebro y el segundo cumple la misma función en los músculos.

Los dos tienen relación, porque es el cerebro el que domina el músculo a través de impulsos eléctricos", señaló Rivadulla. Muchos de los curiosos se sintieron reacios a probar por miedo a que en la pantalla, en vez de un gráfico de impulsos, se pudieran ver

rus más secretos pensamientos. Y otros tampoco las tuvieron todas consigo cuando se demostró lo fácil que es manipular los músculos mediante una descarga magnética en la cabeza: el sujeto movía el brazo sin poder evitarlo.

Precisamente el movimiento, y más concretamente, el desplazamiento, tiene mucho que ver con el desarrollo del cerebro. "Como para desplazarse es necesario un sistema nervioso, el cerebro crece para dominarlo. Cuanto más complejo el movimiento, más lo es el cerebro", apuntó Rivadulla. De manera que el movimiento no hace falta demostrarlo andando: basta con pensar un poco.

**más**

LOS DOCE miembros de Neurocom estudian el desarrollo del páncreas o cómo funciona el riñón. "Lo más desconocido es la conciencia como tal, y cuando dormimos estamos inconscientes, así que es una forma de estudiarla", finaliza Rivadulla.

O.J.D.: 6096  
E.G.M.: No hay datos  
Fecha: 12/03/2008  
Sección: SOCIEDAD  
Páginas: 42

### La Opinión A Coruña

Ha venido a hablar a A Coruña de cómo el órgano sexual por excelencia, el cerebro, gasta buena parte de sus energías en buscar actividad sexual cuando las hormonas así lo mandan y asegura que no es "azar", sino una necesidad tan básica como la reproductiva la que hace del sexo el asunto estrella en la sociedad occidental. Su conferencia "Hormonas, sexo y cerebro" fue la encargada de abrir ayer en la Domus el ciclo de charlas El cerebro sexual, que organiza el grupo Neurocom de la Universidad de A Coruña

LUIS MIGUEL GARCÍA SEGURA  
Investigador del Instituto Cajal del Centro Superior de Investigaciones Científicas

## "El cerebro es el órgano del sexo. Tiene ayudas periféricas, pero es él..."

"Las hormonas activan el cerebro para aumentar la motivación de lograr actividad sexual. Es un continuo intentar conseguir una situación óptima. Que no siempre se consigue, claro"



esté en las mismas condiciones, que para una mujer que está con el ciclo menstrual. En todas esas cosas hay mucho por investigar y mucho por orientar la medicina hacia la mujer.

«Ha podido perjudicar desde el punto de vista sexual a la mujer, a sus comportamientos, a las expectativas del otro sexo? ¿Funciona igual el cerebro de un hombre que el de una mujer? Hay muchos detalles de conexiones que son diferentes y están asociados a cambios como los cambios hormonales durante la menstruación, que el hombre no tiene, y a los que el cerebro responde con cambios distintos... Pero también es verdad que los mecanismos que inducen a la libido, pues, en el fondo, tampoco se conocen tan bien.

«Como veáis,

REPORTAJE DE ABEL PERA

Mientras que para mucha gente, el cerebro resulta un órgano repugnante, e incluso superfluo, para los miembros de Neurocom, el grupo de Neurociencia y Control Motor de la Universidad de A Coruña, resulta un campo de estudio fascinante. Y, dado que ésta es la Semana Internacional del Cerebro, están decididos a compartir con el público su pasión. Lo hicieron ayer, en un taller que celebraron en la Domus para todos los visitantes y donde los más pequeños entraron en contacto -literalmente- con el cerebro de animales en el taller.

Electrizante > También hemos traído algunos aparatos de laboratorio. uno de electroen-

celografía y otro de electromiografía", explica Casto Rivadulla, de Neurocom. El primero sirve para medir la electricidad en el cerebro y el segundo cumple la misma función en los músculos.

Los dos tienen relación, porque es el cerebro el que domina el músculo a través de impulsos eléctricos", señaló Rivadulla. Muchos de los curiosos se sintieron reacios a probar por miedo a que en la pantalla, en vez de un gráfico de impulsos, se pudieran ver

rus más secretos pensamientos. Y otros tampoco las tuvieron todas consigo cuando se demostró lo fácil que es manipular los músculos mediante una descarga magnética en la cabeza: el sujeto movía el brazo sin poder evitarlo.

Precisamente el movimiento, y más concretamente, el desplazamiento, tiene mucho que ver con el desarrollo del cerebro. "Como para desplazarse es necesario un sistema nervioso, el cerebro crece para dominarlo. Cuanto más complejo el movimiento, más lo es el cerebro", apuntó Rivadulla. De manera que el movimiento no hace falta demostrarlo andando: basta con pensar un poco.

**más**

LOS DOCE miembros de Neurocom estudian el desarrollo del páncreas o cómo funciona el riñón. "Lo más desconocido es la conciencia como tal, y cuando dormimos estamos inconscientes, así que es una forma de estudiarla", finaliza Rivadulla.

UNIVERSIDADE DA CORUÑA  
VEM BRINCAR

European Brain Awareness Week 2008 Events

Project No. 26

Maarten Frens (Rotterdam, The Netherlands)

Brain Awareness Week 2008 "Denk aan je hersenen" ("Think about your brain")

**Organisation:**

Maarten Frens, Gerard J. Boer, Riekje van Nies, Eva  
Teuling and Brigitte Honing  
Secretariat Neurofederatie  
Dept. of Neuroscience  
Erasmus Medical Center  
P.O. Box 2040  
3000 CA Rotterdam  
the Netherlands

tel +31 61 024 1895

e-mail [secretariat@neurofederatie.nl](mailto:secretariat@neurofederatie.nl)

**Dates and Duration:** March 10-16, 2008

Under auspices from: Dutch Neurofederation and Dutch Brain Foundation

Supported by: Federation of European Neurosciences Societies (FENS), DANA Foundation and Dutch Brain Foundation

Between 10-16 March 2008 a series of public events calling attention to the brain and brain research was organized in the Netherlands within the framework of the international Brain Awareness Week (BAW) for the second time after the first coordinative initiative by the Dutch Neurofederation in 2007. Throughout the country a range of activities was presented under the umbrella of the Dutch Brain Awareness Week 2008 with the promotional title "Denk aan je hersenen" ("Think about your brain")

This Brain Awareness Week NL was announced by a press release and the full program launched on the website [www.brainawarenessweek.nl](http://www.brainawarenessweek.nl). For each activity dedicated mini-posters were designed and distributed as announcements in High Schools (HAVO/VWO schools) in the Netherlands, in Neuroscience Institutions, and in "Wetenschapscafé's" (science bars). The latter was combined with the presentation of "Brain beauties", a collection of artistic brain images selected on the occasion of the BAW.

**"Neuroscientists at School"**

In the country-wide event "Neuroscientists at School", neuroscientists - either professor, senior, post-doc or PhD student - gave a lesson, a demonstration or a master class on an High School for children in the age between 15-17 years. Hundred twenty schools received a neuroscientist on a weekday (see the survey on [www.brainawarenessweek.nl](http://www.brainawarenessweek.nl)). Many researchers went back to their own "old" High School. The total number of students reached this way with information about brain research and the value of brain research for understanding brain diseases but also the need of proper functioning in daily life was approximately 3500. Each presentation started with information about the international BAW, but was further dedicated to the various individual research topic of the individual scientist. Topics ranged from "Consequences of addiction for the brain" to "How does the brain distinguish individual faces", from "Drugs and car driving" to "How multilingualism is reached by a single brain" and from "Stress and pain in the fish brain" to "Fast food and the brain" and "Sports improves cognition in Alzheimer patients". The instructions to neuroscientists were to show their own research at a level understandable and most likely appreciated by the High School students.

All in all the event "Neuroscientist at School" showed to be an excellent way to boost the interest of young people for what is going on in our brains and the importance of knowing what is going on there in normal life and in cases of neurological or psychiatric brain disorders or diseases.

**Science café meetings**

**"Neuro-ethics and brain doping"**

Maastricht, Sunday 9 March 2008

Presentation by Brechje Dandachi-Fitzgerald and Dymphie Scholtissen-In de Braek from the University of Maastricht with a public discussion

Organized by Filosofie-Café Maastricht in Museum Bonnefanten, Maastricht



"Love in the brain"

Rotterdam, Monday 10 March 2008

Presented by Sandra Langeslag (Institute for Psychology, Erasmus University Rotterdam) followed by a public discussion.

Organized by Science4you in DikT of the Central Library, Rotterdam

"Schizofrenia: the pistol and the tricker"

Amsterdam, Monday 10 March 2008

Presentation by Don Linszen (Head Psychiatric Adolescent Clinic, Academic Medical Center Amsterdam) followed by discussion with patients, patient families and care takers moderated by Liesbeth Jongkind (science journalist).

Organized by Discussion Center De Rode Hoed, Amsterdam

"Computer assisted brain: the alliance of computer and brain"

Nijmegen, Tuesday 11 March 2008

Presentation and discussion with members of the Brain-Gain project presented and moderated by Peter Desain, Radboud University Nijmegen)

Organized by Science cafe Nijmegen in Café van Buren, Nijmegen

Other events

Workshop for kids "Tease your brain" ("Houd je hersenen voor de gek")

Utrecht, Sunday 16 March 2008

Using a mobile EEG laboratory, Janet van Hell (Radboud University Nijmegen) explained young children the activity of the brain and how activity changes during input changes and muscle activity.

Organized by the BAW NL organizers together with the University Museum Utrecht in the "Universiteitsmuseum Utrecht", Utrecht.

"The constructable brain" ("Het maakbare brein")

Leiden, Sunday 16 March 2008

One-day symposium with a program for a general audience trying to answer questions like "Can we switch on and off our brain?", "Can robots ever think?", "How do drugs modulate our brain?" together with a program of demonstrations and brain games.

Organized by Science cafe Leiden in Kamerlingh Onnes University Building, Leiden

"Brain beauties" ("Het Wonderschone Brein")

10-16 March 2008


At all activities at the various locations in The Netherlands an exhibition was presented of high magnified pictures of the brain that appealed by their artistic value as image. The organizers of the BAW have called upon the Dutch neuroscientist for such images and had subsequently made a selection to present these as large poster prints together with information about the background of the work behind it.

The images are also put on the website [www.brainawarenessweek.nl](http://www.brainawarenessweek.nl).

Gerard J. Boer

On behalf of the organizing group installed by the Dutch Neurofederation

[g.boer@nin.knaw.nl](mailto:g.boer@nin.knaw.nl)



Workshop for kids "Tease your brain" in Utrecht



Lecture Schizophrenia in Amsterdam



## European Brain Awareness Week 2008 Events

### Project No. 27

Wilfried Allaerts (Nijverdal, The Netherlands)

### Integration of neurosciences into Dutch programmes for secondary school

#### Organisation:

Project leader: Wilfried Allaerts, PhD  
Organization: Biological Publishing A&O  
Address: P.O. Box 104  
7440 AC Nijverdal  
The Netherlands

Tel.: (+31) 548 61 90 28  
e-mail: [w.allaerts@planet.nl](mailto:w.allaerts@planet.nl), [bi-logical@planet.nl](mailto:bi-logical@planet.nl)

**Dates and Duration:** Preparation phase: 1 January 2008 – 31 March 2008; (Re)search phase: 1 April 2008 – 30 August 2008; Compilation and editing: 1 September 2008 – 31 January 2009; Test phase: 1 February – 30 April 2009; Conclusion phase: 1 May – 30 June 2009

I: Preparation phase: In order to make an inventory of the biological courses (devoted to the brain and brain disorders) that are commonly used at secondary school in the Netherlands, an opinion poll was developed for these teachers. The questionnaire for this poll has to be downloaded from [www.hersenwijzer.nl](http://www.hersenwijzer.nl), a new website referring to the important role of the neurosciences in the public domain. To attract the attention of not only the teachers in biology courses, but also in the other natural sciences, a call has been scheduled for publication in the next issue of the magazine NVOX, the official magazine of the Netherlands Organization of Teachers in the Natural Sciences (NVON). Moreover, background information on the project has been published in the new magazine bi-logical (march 2008)(Fig. 1).

II: (Re)search phase: The returned questionnaires will be collected and used as a starting-point for the selection of neuroscience subjects and recruitment of qualified authors.

III: Continuation of project: Reports on the project progresses during the next phases will be forwarded after completion of phases III, IV and V.

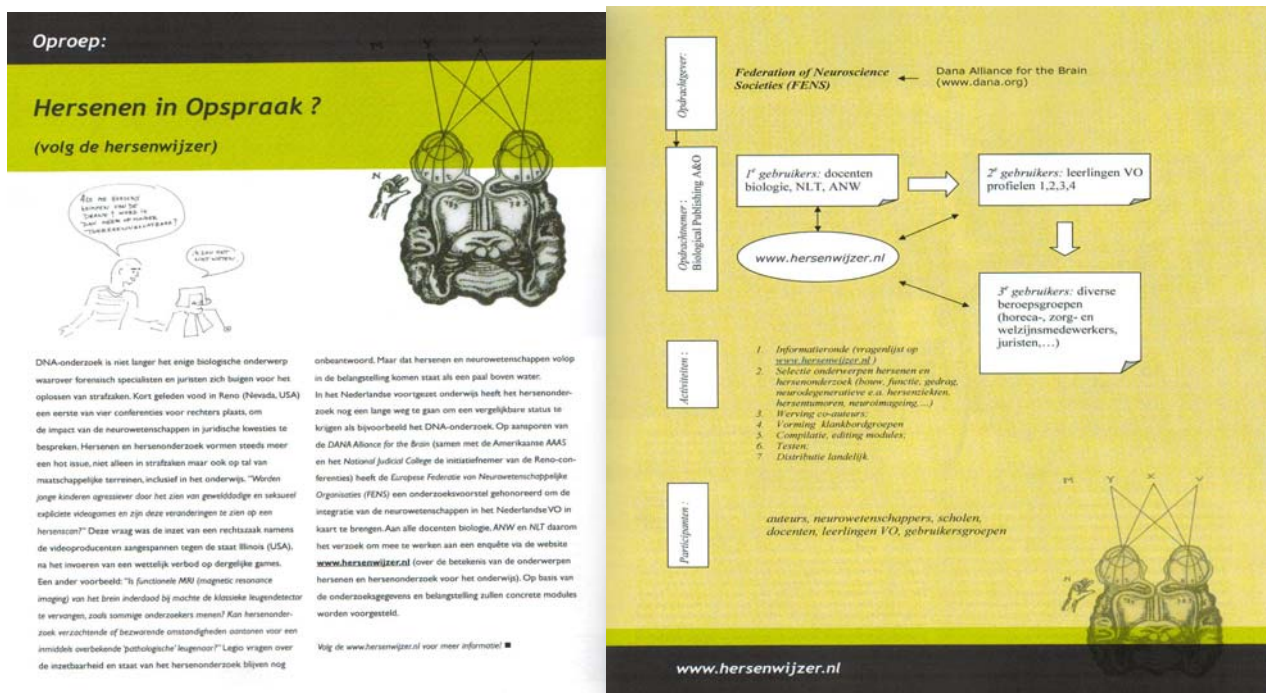


Fig. 1: Project outline and call for teachers poll (bi-logical, vol. 1, march 2008)  
(© 2008, Biological Publishing A&O, The Netherlands)

## European Brain Awareness Week 2008 Events

Project No. 28

Anne Cooke (Bristol, UK)

Sensational Neuroscience

### Organisation:

Dr. Anne Cooke  
Bristol Neuroscience  
School of Medical Sciences  
University Walk  
Bristol BS8 1TD  
UK

Tel: +44 (0)117 3312311

Email: [a.c.cooke@bristol.ac.uk](mailto:a.c.cooke@bristol.ac.uk)

**Dates and Duration:** Event one (Science Alive): March 7-8, 2008 / duration two days

Event two (@t-bristol): March 11-14, 2008 / duration four days

Bristol has a large neuroscience community united by the organisation 'Bristol Neuroscience' (BN). Coordinated by Anne Cooke, a team of 40+ BN members developed an array of fun, hands-on activities for BAW, which were then run at 2 venues in Bristol:

- (1) 2 days in the city's main shopping centre
- (2) 4 days at science centre '@t-bristol'

Activities were designed to demonstrate and explain

Touch versus pain

Top-down processing

Brain structure and function

Synaptic transmission

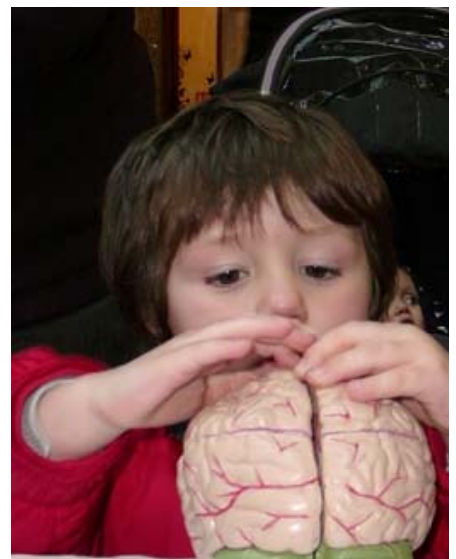
Olfaction

& much more!

All activities were accompanied by leaflets, books, pencils, brains, certificates and stickers to ensure visitors remembered their neuroscience experience.

The enthusiasm of all neuroscientists who contributed to BAW was fantastic. We are also very grateful for support from FENS, The Dana Alliance, BNA and the University of Bristol.

In summary, much fun and brainy facts were on offer from BN this year, making BAW08 a success for thousands of visitors - of all ages - and researchers alike.



## European Brain Awareness Week 2008 Events

### Project No. 29

Jane Haley, Richard Morris (Edinburgh, UK)

### How we see the brain and what the brain sees

#### Organisation:

Dr Jane Haley and Professor Richard Morris  
Edinburgh Neuroscience  
The University of Edinburgh  
1 George Square  
Edinburgh EH8 9JZ  
UK

Phone: +44 (0)131 650 3522

Email: [edinburgh.neuroscience@ed.ac.uk](mailto:edinburgh.neuroscience@ed.ac.uk)

**Dates and Duration:** The event was a 2 hr workshop held at the University of Edinburgh. 3 sessions were run over 2 days (Monday 10<sup>th</sup> and Wednesday 12<sup>th</sup> March 2008)

Almost 200 11 yr old schoolchildren from 5 different schools participated in an event exploring how clinicians and scientists use brain imaging techniques to view the brain. They learnt what the brain is made of and how MRI and fMRI scans are used to diagnose disease and to research brain function, focussing on neurone responses to facial expressions. They then participated in some hands on workshops where they got to see real human brains close up, put together some brain models and make plasticine brain pictures, which they took back to their classrooms. They then explored how the brain processes visual information with a series of optical illusion posters, worksheets and making of their own optical illusions. The event ended with a short talk about how the brain does not always see accurately and can be fooled. We ended by announcing the competition winners for the 'What is in my head' pictures they completed before the event. The winning pictures will be submitted to the EDAB website. A brilliant and brainy time was had by all!



Contribution of the First Prize winner of the „What is in my head“ competition (Bruntsfield Primary School, Kyle Bruce)

European Brain Awareness Week 2008 Events

Project No. 30

Neil P. Morris (Leeds, UK)

The human brain and nervous system – what does it look like and how does it work?

**Organisation:**

Dr. Neil Morris  
Institute of Life Science Education  
Faculty of Biological Sciences  
Worsley Building  
University of Leeds  
Leeds, LS2 9JT  
UK

Tel: +44 (0)1133437014

Email: [n.p.morris@leeds.ac.uk](mailto:n.p.morris@leeds.ac.uk)

**Dates and Duration:** 12th and 13th March, 2008

Students aged 15 -17 from six schools from around Yorkshire visited the University of Leeds over the two days of Brain Awareness Week. Each day there was a similar timetable, with a plenary lecture in the morning from a Leeds neuroscientist, followed by a laboratory full of demonstrations / activities over lunch. After this session, students attended a 2 hour practical class of their choice (nerve conduction velocity; gross anatomy; EEG demo; Memory class; Art-Science exhibition; snail brain recording). To end the day, students attended either a careers session or an ethics debate. The event was highly successful and the feedback received from schools was very positive.



## European Brain Awareness Week 2008 Events

Project No. 31

Stuart Allan (Manchester, UK)

The Brain Bus

### Organisation:

Dr. Stuart Allan  
Faculty of Life Sciences  
The University of Manchester  
Michael Smith Building  
Manchester, M13 9PT  
UK

Tel: +44 (0)161 275 5255

Email: [stuart.allan@manchester.ac.uk](mailto:stuart.allan@manchester.ac.uk)

**Dates and Duration:** From 10am Monday 10<sup>th</sup> through to 6pm on Tuesday 11<sup>th</sup> March 2008

The Brain Bus proved to be a very successful project, engaging people aged 8 through to 88 in various aspects of the brain and its functions, particularly those relating to the senses. Over the two days of the project the Brain Bus visited seven different venues, directly engaging with well over 200 people. Twenty young volunteer researchers from the University of Manchester, from Undergraduate level through to Lecturer, helped to crew the Brain Bus and deliver the activities at the various venues.

The co-organisers Stuart Allan and Ellen Poliakoff appeared on the morning television breakfast show on Channel M to promote the Brain Bus and the event also featured in the local printed media.

The success of the event was evident in the very positive feedback obtained from many of the participants, one commenting "It was really great and I never knew so much about brains – it was mind sizzling!"

Given the overwhelming success of the project the 'Brain Bus' will hopefully ride again in 2009!



## European Brain Awareness Week 2008 Events

### Project No. 32

Anya Hurlbert (Newcastle upon Tyne, UK)

**"Drawing on consciousness": Brain Awareness Week symposium in association with "Scribing the Soul": Brain Awareness Week exhibition**

#### Organisation:

Professor Anya Hurlbert  
Institute of Neuroscience  
Newcastle University  
Framlington Place  
Newcastle upon Tyne  
NE2 4HH  
UK

Dr Sally Jane Norman  
Culture Lab  
Newcastle University  
Framlington Place  
Newcastle upon Tyne  
NE2 4HH  
UK

Ms. Umbereen Rafiq  
Institute of Neuroscience  
Newcastle University  
Framlington Place  
Newcastle upon Tyne  
NE2 4HH  
UK

Phone: (+44-191-222-7638)  
Email: [anya.hurlbert@ncl.ac.uk](mailto:anya.hurlbert@ncl.ac.uk)

Phone: +44-191-246-4646  
Email: [s.j.norman@ncl.ac.uk](mailto:s.j.norman@ncl.ac.uk)

Phone: +44-191-222-8320  
Email: [umbereen.rafiq@ncl.ac.uk](mailto:umbereen.rafiq@ncl.ac.uk)

**Dates and Duration:** 'Drawing on Consciousness' Symposium: March 14, 2008, 2-6pm, Culture Lab, Newcastle University. 'Scribing the Soul' Exhibition: February 22 –March 30, 2008, Sandford Goudie Gallery, the Customs House, South Shields, Newcastle.

Inspired by the collaboration between artist Susan Aldworth and neuroscientist Fiona LeBeau, the 'Drawing on Consciousness' symposium brought together about 130 people from the regional community and university, including Fine Arts students, physicians, lawyers, musicians, engineers, and philosophers. The psychologist Nicholas Humphrey spoke vividly on the survival benefits of consciousness and the deep pleasure of the 'thick moment' of sensation, a pleasure which resonated throughout the afternoon in Valerie Laws' poetry reading, Richard Talbot's perspective drawings, and the dialogue between the audience and panellists David Clarke (music theorist), Elaine Perry (neuropathologist), and Sinead Murphy (philosopher). Visual images of brain rhythms, fluorescent-dyed neurones, neurosurgical procedures, and kaleidoscopic memories from Susan Aldworth's exhibit 'Scribing the Soul' helped the participants to cross the disciplinary divide and understand what consciousness means to others.



Susan Aldworth (left) and Fiona LeBeau (right), in front of 'The Self as a Shadow Puppet' series, inspired by their collaboration.



BrainScope (Susan Aldworth)

## European Brain Awareness Week 2008 Events

### Project No. 33

Marcus Rattray, Philip Strange (Reading, UK)

### Understanding the addicted brain

#### Organisation:

Co-organiser:

Dr Marcus Rattray

University of Reading

Reading School of Pharmacy

PO Box 228, Whiteknights

Reading RG6 6AJ U.K.

Tel +44 (0)118 378 7892

Email [m.a.n.rattray@reading.ac.uk](mailto:m.a.n.rattray@reading.ac.uk)

**Dates and Duration:** March 11, 2008, 4.30 – 6.30 pm

The University of Reading hosted a public discussion on the subject of addiction as part of Brain Awareness Week and National Science and Engineering Week. The 70 attendees were mostly 16-18 year old school students as well as staff and students from the University of Reading and the nearby Royal Berkshire hospital. The meeting started with a straw poll of the attendees' attitudes to drug use, focussing particularly on the question of whether drug abuse should be considered a medical or social problem. Then Jan Keene, Professor of Primary Care in the School of Health and Social Care at the University of Reading spoke about the current ways in which addiction can be treated, in relation to the theories underlying them, namely abstinence treatments from a medical perspective, harm minimisation strategies based on cognitive and behavioural theories and psychosocial support based on social theories. Dr Marcus Rattray spoke about how basic neuroscience research might produce new treatments arising from our increased knowledge of the changes that occur in the brain during addiction. Finally, Professor Philip Strange led the discussion that followed both the talks.





## European Brain Awareness Week 2008 Events

Project No. 34

Geert Verheyden (Southampton, UK)

Stroke is a medical emergency: Publicising the FAST campaign in Southampton City Primary Care Trust

### Organisation:

Dr Geert Verheyden  
The Stroke Association Rehabilitation Research Centre  
Southampton General Hospital  
Tremona Road  
Mailpoint 886  
Southampton  
SO16 6YD  
UK

Tel: +44 (0)23 8079 8669

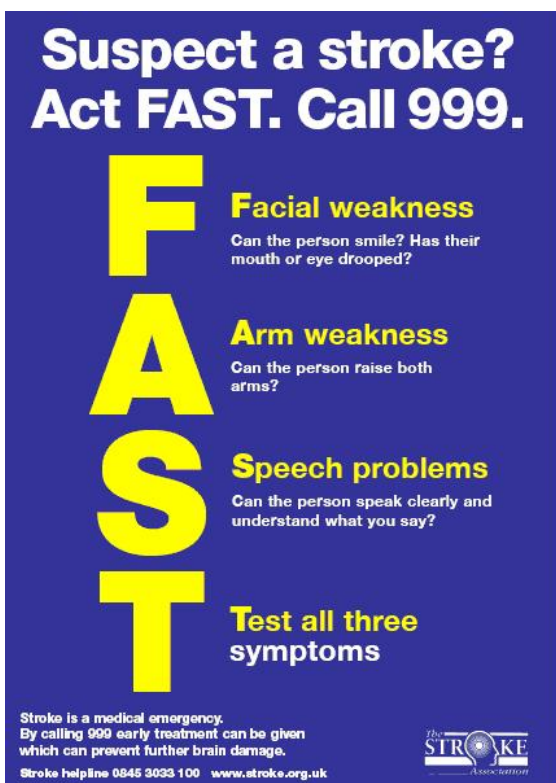
Email: [G.Verheyden@soton.ac.uk](mailto:G.Verheyden@soton.ac.uk)

**Dates and Duration:** March 10, 2008

During Brain Awareness Week, we aimed to raise stroke awareness with two events; (1) a FAST poster and leaflet campaign and (2) a stroke awareness information afternoon for the general public and stroke survivors.

FAST poster and leaflets were sent to all GP surgeries within Southampton City Primary Care Trust (n=40). The stroke awareness information afternoon was held at Southampton General Hospital on Monday 10th March 2008. Lay language presentations were given by members of the Stroke Association Rehabilitation Research Centre. Attendance (n=21) was lower than expected; a lot of people cancelled because of the stormy weather that day in the South of England.

Media coverage of the event was achieved through our University's press office. Stroke awareness was additionally raised via Radio Hampshire and Meridian ITV news. A report of our activities and experiences with the FAST message to raise stroke awareness will also appear in the next British Neuroscience Association Bulletin.



Work of the Stroke Association Rehabilitation Research Centre was used to raise stroke awareness in Southampton (UK)

The FAST poster used to raise stroke awareness in Southampton (UK)